




District Health Assessment for Multiple District 330 through October 2025

		Clubs							Membership							Member Strength		Cancellation		Reports			Finance	Leadership			
District Name	Status/ Number of Months in Status *	Active Clubs	Clubs in Status Quo	Total Clubs	% Status Quo Clubs in Financial Suspension	New Clubs	Cancelled Clubs	YTD Net Club Gain/ Loss	Current Members In Active Clubs	Current Members In Status Quo Clubs	Current Total Members Count	YTD Add	YTD Drop	YTD NetGrowth (includes Active and Status Quo)	YTD NetGrowth% (includes Active and Status Quo)	Member Count 12 Months Ago	Average Member Count Per Club	% of Clubs with less than 20 members	Average Cancelled Club Age	Members Lost Due to Cancelled Clubs	% of Clubs Reporting Service	% No MMR in 3 Months	% No Officer Report in 12 months	% of Clubs with balance 90+ days	Number of Zone Chairs Recorded	Number of Region Chairs Recorded	District Officers Vacancies **
330 A		178	0	178	0%	1	0	1	4407	0	4407	270	138	132	3.09%	4,673	25	47%	0	0	40%	48%	1%	2%	23	8	
330 B		135	0	135	0%	0	1	-1	3370	0	3370	141	84	57	1.72%	3,385	25	40%	57	18	39%	59%	3%	1%	29	10	
330 C		65	0	65	0%	0	0	0	1526	0	1526	56	28	28	1.87%	1,475	23	51%	0	0	34%	37%	3%	2%	11	0	
		378	0	378	0%	1	1	0	9303	0	9303	467	250	217	2.39%	9,533	25	45%	57	18	39%	50%	2%	2%	63	18	




District Health Assessment for Multiple District 331 through October 2025

District Name	Status/ Number of Months in Status *	Clubs							Membership							Member Strength		Cancellation		Reports			Finance	Leadership			
		Active Clubs	Clubs in Status Quo	Total Clubs	% Status Quo Clubs in Financial Suspension	New Clubs	Cancelled Clubs	YTD Net Club Gain/Loss	Current Members In Active Clubs	Current Members In Status Quo Clubs	Current Total Members Count	YTD Add	YTD Drop	YTD NetGrowth (includes Active and Status Quo)	YTD NetGrowth% (includes Active and Status Quo)	Member Count 12 Months Ago	Average Member Count Per Club	% of Clubs with less than 20 members	Average Cancelled Club Age	Members Lost Due to Cancelled Clubs	% of Clubs Reporting Service	% No MMR in 3 Months	% No Officer Report in 12 months	% of Clubs with balance 90+ days	Number of Zone Chairs Recorded	Number of Region Chairs Recorded	District Officers Vacancies **
331 A		68	0	68	0%	1	1	0	2320	0	2320	103	64	39	1.71%	2,344	34	21%	38	5	51%	15%	1%	3%	12	0	
331 B		66	0	66	0%	0	0	0	1858	0	1858	65	23	42	2.31%	1,864	28	41%	0	0	39%	27%	3%	3%	10	0	
331 C		42	0	42	0%	0	0	0	1398	0	1398	44	34	10	0.72%	1,469	33	19%	0	0	57%	17%	5%	0%	10	0	
		176	0	176	0%	1	1	0	5576	0	5576	212	121	91	1.66%	5,677	32	28%	38	5	48%	20%	3%	2%	32	0	




District Health Assessment for Multiple District 332 through October 2025

		Clubs							Membership							Member Strength		Cancellation		Reports			Finance	Leadership			
District Name	Status/ Number of Months in Status *	Active Clubs	Clubs in Status Quo	Total Clubs	% Status Quo Clubs in Financial Suspension	New Clubs	Cancelled Clubs	YTD Net Club Gain/Loss	Current Members In Active Clubs	Current Members In Status Quo Clubs	Current Total Members Count	YTD Add	YTD Drop	YTD NetGrowth (includes Active and Status Quo)	YTD NetGrowth% (includes Active and Status Quo)	Member Count 12 Months Ago	Average Member Count Per Club	% of Clubs with less than 20 members	Average Cancelled Club Age	Members Lost Due to Cancelled Clubs	% of Clubs Reporting Service	% No MMR in 3 Months	% No Officer Report in 12 months	% of Clubs with balance 90+ days	Number of Zone Chairs Recorded	Number of Region Chairs Recorded	District Officers Vacancies **
332 A		63	0	63	0%	0	0	0	2018	0	2018	77	36	41	2.07%	1,947	32	21%	0	0	48%	46%	0%	2%	11	0	
332 B		49	0	49	0%	0	0	0	1701	0	1701	34	38	-4	-0.23%	1,798	35	20%	0	0	65%	55%	0%	12%	10	0	
332 C		55	0	55	0%	0	0	0	1451	0	1451	28	32	-4	-0.27%	1,498	26	40%	0	0	36%	44%	0%	7%	8	0	
332 D		64	0	64	0%	0	0	0	2049	0	2049	75	35	40	1.99%	2,099	32	17%	0	0	67%	39%	0%	3%	25	0	
332 E		48	0	48	0%	0	0	0	1565	0	1565	58	18	40	2.62%	1,595	33	17%	0	0	52%	65%	4%	2%	20	0	
332 F	T(23)	40	0	40	0%	0	2	-2	1075	0	1075	23	12	11	1.03%	1,143	27	40%	52	2	18%	70%	33%	3%	10	0	2nd VDG
		319	0	319	0%	0	2	-2	9859	0	9859	295	171	124	1.27%	10,080	31	25%	52	2	49%	51%	5%	5%	84	0	



District Health Assessment for Multiple District 333 through October 2025

		Clubs							Membership							Member Strength		Cancellation		Reports			Finance	Leadership			
District Name	Status/ Number of Months in Status *	Active Clubs	Clubs in Status Quo	Total Clubs	% Status Quo Clubs in Financial Suspension	New Clubs	Cancelled Clubs	YTD Net Club Gain/Loss	Current Members In Active Clubs	Current Members In Status Quo Clubs	Current Total Members Count	YTD Add	YTD Drop	YTD NetGrowth (includes Active and Status Quo)	YTD NetGrowth% (includes Active and Status Quo)	Member Count 12 Months Ago	Average Member Count Per Club	% of Clubs with less than 20 members	Average Cancelled Club Age	Members Lost Due to Cancelled Clubs	% of Clubs Reporting Service	% No MMR in 3 Months	% No Officer Report in 12 months	% of Clubs with balance 90+ days	Number of Zone Chairs Recorded	Number of Region Chairs Recorded	District Officers Vacancies **
333 A	T(11)	70	0	70	0%	0	0	0	2782	0	2782	113	45	68	2.51%	2,656	40	17%	0	0	61%	36%	3%	4%	12	0	
333 B		47	0	47	0%	0	0	0	1195	0	1195	81	7	74	6.60%	1,334	25	45%	0	0	40%	51%	11%	11%	8	0	
333 C		96	0	96	0%	0	0	0	2519	0	2519	76	37	39	1.57%	2,610	26	34%	0	0	54%	53%	1%	3%	19	0	
333 D		42	0	42	0%	0	0	0	1601	0	1601	68	22	46	2.96%	1,657	38	19%	0	0	69%	12%	0%	7%	9	0	
333 E		78	0	78	0%	1	0	1	3473	0	3473	164	75	89	2.63%	3,664	45	17%	0	0	76%	38%	0%	3%	14	0	
		333	0	333	0%	1	0	1	11570	0	11570	502	186	316	2.81%	11,921	35	26%	0	0	61%	41%	2%	5%	62	0	



District Health Assessment for Multiple District 334 through October 2025

District Name	Status/ Number of Months in Status *	Clubs						Membership								Member Strength		Cancellation		Reports			Finance	Leadership			
		Active Clubs	Clubs in Status Quo	Total Clubs	% Status Quo Clubs in Financial Suspension	New Clubs	Cancelled Clubs	YTD Net Club Gain/Loss	Current Members In Active Clubs	Current Members In Status Quo Clubs	Current Total Members Count	YTD Add	YTD Drop	YTD NetGrowth (includes Active and Status Quo)	YTD NetGrowth% (includes Active and Status Quo)	Member Count 12 Months Ago	Average Member Count Per Club	% of Clubs with less than 20 members	Average Cancelled Club Age	Members Lost Due to Cancelled Clubs	% of Clubs Reporting Service	% No MMR in 3 Months	% No Officer Report in 12 months	% of Clubs with balance 90+ days	Number of Zone Chairs Recorded	Number of Region Chairs Recorded	District Officers Vacancies **
334 A		103	0	103	0%	1	0	1	5119	0	5119	230	97	133	2.67%	5,077	50	13%	0	0	48%	26%	0%	7%	17	0	
334 B		72	0	72	0%	1	0	1	3335	0	3335	148	35	113	3.51%	3,345	46	15%	0	0	51%	44%	0%	0%	12	0	
334 C		67	0	67	0%	0	0	0	2740	0	2740	107	34	73	2.74%	2,747	41	19%	0	0	63%	27%	0%	0%	28	0	
334 D		95	0	95	0%	6	0	6	4455	0	4455	369	94	275	6.58%	4,279	47	11%	0	0	43%	32%	3%	0%	17	8	
334 E		47	0	47	0%	1	0	1	2153	0	2153	137	49	88	4.26%	2,127	46	15%	0	0	68%	21%	0%	0%	8	4	
		384	0	384	0%	9	0	9	17802	0	17802	991	309	682	3.98%	17,575	46	14%	0	0	52%	30%	1%	2%	82	12	



District Health Assessment for Multiple District 335 through October 2025

District Name	Status/ Number of Months in Status *	Clubs							Membership							Member Strength		Cancellation		Reports			Finance		Leadership		
		Active Clubs	Clubs in Status Quo	Total Clubs	% Status Quo Clubs in Financial Suspension	New Clubs	Cancelled Clubs	YTD Net Club Gain/Loss	Current Members In Active Clubs	Current Members In Status Quo Clubs	Current Total Members Count	YTD Add	YTD Drop	YTD NetGrowth (includes Active and Status Quo)	YTD NetGrowth% (includes Active and Status Quo)	Member Count 12 Months Ago	Average Member Count Per Club	% of Clubs with less than 20 members	Average Cancelled Club Age	Members Lost Due to Cancelled Clubs	% of Clubs Reporting Service	% No MMR in 3 Months	% No Officer Report in 12 months	% of Clubs with balance 90+ days	Number of Zone Chairs Recorded	Number of Region Chairs Recorded	District Officers Vacancies **
335 A		60	0	60	0%	0	0	0	1576	0	1576	62	21	41	2.67%	1,563	26	32%	0	0	42%	48%	3%	5%	11	4	
335 B		137	0	137	0%	0	0	0	5778	0	5778	153	102	51	0.89%	5,800	42	10%	0	0	56%	19%	1%	6%	20	11	
335 C		96	0	96	0%	0	0	0	3394	0	3394	123	62	61	1.83%	3,456	35	22%	0	0	69%	41%	0%	7%	20	0	
335 D		50	0	50	0%	0	0	0	1413	0	1413	50	18	32	2.32%	1,454	28	38%	0	0	34%	60%	10%	2%	8	0	
		343	0	343	0%	0	0	0	12161	0	12161	388	203	185	1.54%	12,273	35	21%	0	0	54%	36%	2%	6%	59	15	



District Health Assessment for Multiple District 336 through October 2025

District Name	Status/ Number of Months in Status *	Clubs							Membership							Member Strength		Cancellation		Reports			Finance		Leadership		
		Active Clubs	Clubs in Status Quo	Total Clubs	% Status Quo Clubs in Financial Suspension	New Clubs	Cancelled Clubs	YTD Net Club Gain/Loss	Current Members In Active Clubs	Current Members In Status Quo Clubs	Current Total Members Count	YTD Add	YTD Drop	YTD NetGrowth (includes Active and Status Quo)	YTD NetGrowth% (includes Active and Status Quo)	Member Count 12 Months Ago	Average Member Count Per Club	% of Clubs with less than 20 members	Average Cancelled Club Age	Members Lost Due to Cancelled Clubs	% of Clubs Reporting Service	% No MMR in 3 Months	% No Officer Report in 12 months	% of Clubs with balance 90+ days	Number of Zone Chairs Recorded	Number of Region Chairs Recorded	District Officers Vacancies **
336 A		132	0	132	0%	0	0	0	4853	0	4853	180	120	60	1.25%	4,926	37	14%	0	0	41%	32%	0%	3%	25	10	
336 B		78	0	78	0%	0	0	0	2407	0	2407	89	59	30	1.26%	2,348	31	29%	0	0	44%	41%	3%	5%	15	0	
336 C		76	0	76	0%	1	0	1	2748	0	2748	139	46	93	3.50%	2,767	36	17%	0	0	55%	29%	1%	0%	11	4	
336 D		87	0	87	0%	2	0	2	2634	0	2634	150	65	85	3.33%	2,566	30	24%	0	0	55%	34%	0%	0%	16	7	
		373	0	373	0%	3	0	3	12642	0	12642	558	290	268	2.17%	12,607	34	20%	0	0	48%	34%	1%	2%	67	21	



District Health Assessment for Multiple District 337 through October 2025

District Name	Status/ Number of Months in Status *	Clubs							Membership							Member Strength		Cancellation		Reports			Finance	Leadership			
		Active Clubs	Clubs in Status Quo	Total Clubs	% Status Quo Clubs in Financial Suspension	New Clubs	Cancelled Clubs	YTD Net Club Gain/Loss	Current Members In Active Clubs	Current Members In Status Quo Clubs	Current Total Members Count	YTD Add	YTD Drop	YTD NetGrowth (includes Active and Status Quo)	YTD NetGrowth% (includes Active and Status Quo)	Member Count 12 Months Ago	Average Member Count Per Club	% of Clubs with less than 20 members	Average Cancelled Club Age	Members Lost Due to Cancelled Clubs	% of Clubs Reporting Service	% No MMR in 3 Months	% No Officer Report in 12 months	% of Clubs with balance 90+ days	Number of Zone Chairs Recorded	Number of Region Chairs Recorded	District Officers Vacancies **
337 A		110	0	110	0%	0	0	0	4294	0	4294	178	53	125	3.00%	4,341	39	12%	0	0	55%	44%	2%	1%	21	6	
337 B		57	0	57	0%	0	0	0	2051	0	2051	55	48	7	0.34%	2,086	36	12%	0	0	89%	35%	0%	5%	11	2	
337 C		70	0	70	0%	0	0	0	2866	0	2866	99	69	30	1.06%	2,861	41	16%	0	0	41%	41%	4%	4%	11	0	
337 D		68	0	68	0%	0	0	0	2037	0	2037	89	53	36	1.80%	2,064	30	25%	0	0	40%	31%	0%	16%	11	3	
337 E		50	0	50	0%	0	1	-1	1621	0	1621	51	57	-6	-0.37%	1,696	32	26%	35	1	44%	50%	4%	2%	11	0	
		355	0	355	0%	0	1	-1	12869	0	12869	472	280	192	1.51%	13,048	36	17%	35	1	54%	40%	2%	5%	65	11	

\* - District Status: P - Provisional, T - Transitional.  
\*\* - District Officers Vacancies: DG - District Governor, 1st VDG - First Vice District Governor, 2nd VDG - Second Vice District Governor.